

An innovative system designed with advanced fixation capabilities.



This system comprises a 2.7 mm Variable Angle Locking Lateral Extensile Plate with a variety of screw hole options to treat a broad array of calcaneal fractures. It also features a minimally-invasive anterolateral plate designed to help preserve soft tissue on the lateral calcaneal wall.

The system features our market-leading Variable Angle Locking Technology which provides the ability to adapt screw trajectory to varied patient anatomy and to capture fracture fragments.

Innovative instrumentation is also available to assist in fracture reduction.

Set Configurations:

Variable Angle Locking Calcaneal Instrument and Implant Set, Stainless Steel (01.211.041)



Variable Angle Locking Calcaneal Plate Module Set, Stainless Steel (01.211.042) and Titanium (01.411.042)



Indications: The DePuy Synthes Companies 2.7 mm and 3.5 mm Variable Angle LCP® Midfoot/Hindfoot System is indicated for fixation of osteotomies, fusions, fractures, nonunions, malunions, and replantations of small bones and small bone fragments in adult and adolescent (aged 12-21 years) patients, including the foot and ankle, and particularly in osteopenic bone. Refer to the system specific package insert and the 2.7 mm Variable Angle Locking Calcaneal Plating System Technique Guide, DSUS/TRM/0814/0192(1) for detailed instructions for use.

CAUTION: Some devices listed in this brochure may not have been licensed in accordance with Canadian law and may not be for sale in Canada. Please contact your sales consultant for items approved in Canada.



DePuy Synthes

PART OF THE Johnson & Johnson FAMILY OF COMPANIES

Manufactured or distributed by:
Synthes USA Products, LLC
1302 Wrights Lane East
West Chester, PA 19380

To order (USA): 800-523-0322

Note: For recognized manufacturer, refer to the product label.

www.depuyorthopedics.com

© DePuy Synthes 2014, 2017. All rights reserved.
DSUS/TRM/0814/0182a 3/17 DV



2.7 mm Variable Angle Locking Calcaneal Plating System



DePuy Synthes

PART OF THE Johnson & Johnson FAMILY OF COMPANIES

Calcaneal Plates for two key surgical techniques

Lateral Extensile Calcaneal Plate

- Designed to treat complex fractures with multiple fixation points targeting key areas of hard cortical bone in the calcaneus
- VA locking screws are targeted to buttress posterior and middle facet and converge in hard bone of sustentaculum
- Small, medium and large sizes available

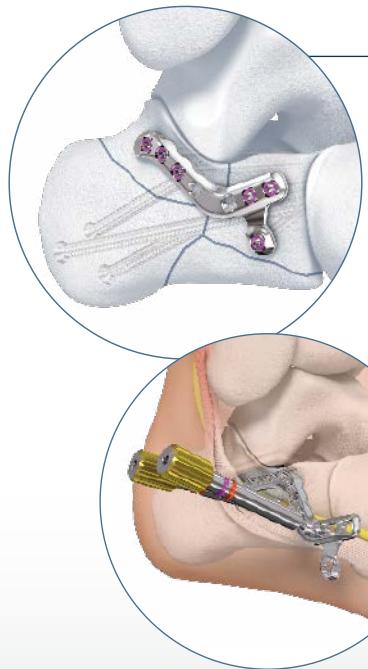


• Pre-contoured, low profile plates are designed to reduce likelihood of soft tissue irritation along lateral calcaneal wall*

• Plate profile located superior to the incision line to reduce likelihood of implant causing stress on the incision area. Screws in this area of the plate are targeting cortical bone in inferior portion of the tuberosity

Minimally Invasive Calcaneal Plate

- Designed for a minimally invasive approach to calcaneal fractures to help preserve soft tissue
- Small lateral oblique incision provides direct visualization of the subtalar joint to aid in reduction of the articular surface. Insertion instruments and a tapered tip design of the plates facilitate plate placement
- Multiple fixation points target key areas of the calcaneus.† VA Locking screws are targeted to buttress the posterior and middle facet and converge in hard bone of sustentaculum
- Short and long plates available, providing options for fracture fixation



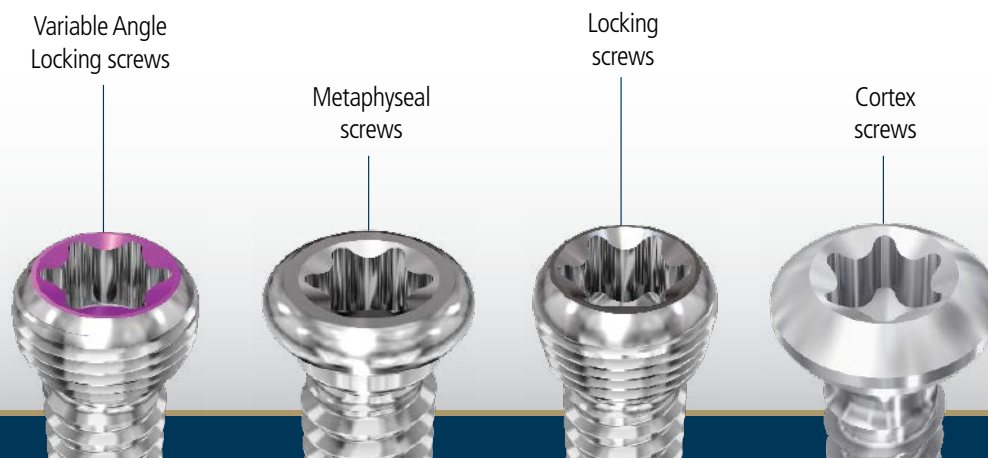
Variable Angle (VA) Locking Technology From DePuy Synthes

Variable Angle Locking Screws provide the ability to create a fixed-angle construct while allowing the surgeon the freedom to adapt the screw position to accommodate varied patient anatomy and capture fracture fragments.



Features include:

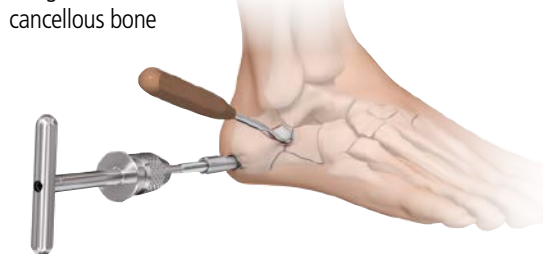
- Four columns of threads provide four points of locking between the VA LCP® Plate and the variable angle screw, forming a fixed-angle construct at the desired screw angle
- Locking is achieved without the use of bushings, end caps, additional implants or multiple steps, streamlining your procedure
- Screws can be angled anywhere within a 30° cone around the central axis of the plate hole (15° off axis in either direction)
- 2.7 mm VA Locking screw holes can accommodate multiple screw types (shown below)



Innovative instrumentation to aid fracture reduction

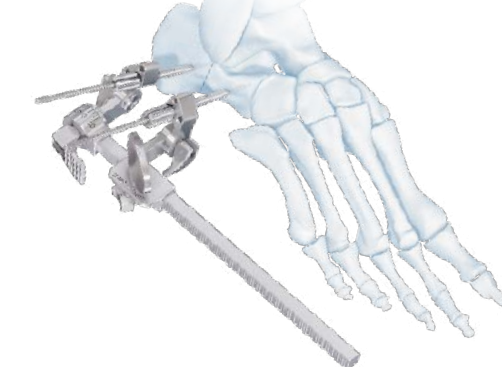
Reduction Joystick

- Reduction tool to aid in fracture manipulation, available in sizes 5.0 and 6.5 mm
- The threaded buttress sleeve provides a large surface area designed to reduce the likelihood of cut-out in cancellous bone



Compression/Distraction Instrument Set* (01.211.002)

- Used for compression and distraction of joints and bones for fracture treatment, arthrodesis and osteotomies
- Offers a precise compression/distraction mechanism



Bone Harvesting Instrument Set* (01.211.003)

- Used for bone harvesting (e.g. from the calcaneus) or bone biopsies



General Foot Instruments* (01.211.045)

- A compact set of commonly used surgical instruments for your forefoot, midfoot and hindfoot cases
- New bone spreader designed to fit into tight joints and help with joint prep, along with new, smaller Hohmann retractors designed specifically for foot surgery



*Additionally available

*Variable Angle Locking screws sit flush within the plate when inserted at nominal angle.
 †Independent lag screw fixation is recommended to connect articular surface to the anterior and posterior fracture fragments. Screw size and number of screws is fracture dependent, however it is recommended to insert a minimum of three 3.5 mm or 4.0 mm cortex screws.